

2012 STOWE BASKETRY FESTIVAL

PRE-FESTIVAL: Monday & Tuesday, June 4-5, 2012 ❖ FESTIVAL: Wednesday-Sunday, June 6-10, 2012

PRE-FESTIVAL WORKSHOP LISTINGS: MONDAY & TUESDAY

[CLASS "A" – Tohono O’Odham \(Papago\) Pine Needle Plate](#)

Duration: 2 Days (Monday & Tuesday) ❖ **Instructor:** Sue Kamin – San Diego, CA
Ability Level: Intermediate ❖ **Materials Fee:** \$25.00 ❖ **Dimensions:** 7” Diam.


Class Description: Working with Sue you will learn how to start a pine needle basket as the Tohono O’Odham Indians begin their baskets, using only raffia and pine needles. While creating the plate, you will also learn basic coiled basketry stitches. Your masterpiece will be well worth the effort!



[CLASS "B" – Frame Baskets](#)

Duration: 2 Days (Monday & Tuesday)
Instructor: Anne Mette Hjornholm – Hjern, Denmark
Ability Level: All Levels ❖ **Materials Fee:** \$64.00 ❖ **Dimensions:** Variable

Class Description: Beginners and skilled weavers alike will love this class. Starting with a traditional willow frame basket, students will have the opportunity to experiment using different materials. Students will also have the choice of weaving “neatly” or in a more “chaotic” manner.



[CLASS "C" – Antique Basket](#)

Duration: 2 Days (Monday & Tuesday) ❖ **Instructor:** Keiko Takeda – Tokyo, Japan
Materials Fee: \$92.00 ❖ **Ability level:** All Levels **Dimensions:** 9” L x 6”W x 16” H

Class Description: Keiko returns from Japan to instruct her students how to create an “old fashioned” purse using hand trimmed cane using a hexagonal coiling pattern. Not only will you finish class with a beautiful, functional purse, you will also learn first-hand how the recovery efforts are continuing in Keiko’s home country.



[CLASS "D" –Little Bit Traditional](#)

Duration: 2 Days (Monday & Tuesday) ❖ **Instructor:** Ruth Garcia – Westerly, RI
Ability Level: Intermediate ❖ **Materials Fee:** \$100.00 **Dimensions:** 6” D x 4.75” H w/o handle

Class Description: Another new face at Stowe, Ruth begins this “slightly” traditional basket on a cherry base with tapered cherry spokes. Students will focus on the center design using round reed, wide cane, a cherry strip and fine cane to make the design. The basket is completed with a cherry rim, cherry handles, bone knobs and ivory plugs



2012 STOWE BASKETRY FESTIVAL

PRE-FESTIVAL: Monday & Tuesday, June 4-5, 2012 ❖ FESTIVAL: Wednesday-Sunday, June 6-10, 2012

FESTIVAL WORKSHOP LISTINGS: WEDNESDAY thru SUNDAY

CLASS "1" –Trillium

Duration: 1 Day (Wednesday)
Instructor: Annetta Kraayeveld – Beloit, WI
Ability Level: Intermediate/Advanced
Materials Fee: \$65.00
Dimensions: 13" x 9" x 7"



Class Description: This beautiful triangular drawer basket starts on a triangular slotted base and is finished with a copper handle, perfect for a corner on your desk or counter top. This class will emphasize shaping while weaving a trefoil twill pattern on irregular sized stakes. "Foil" patterns will be discussed in this class. **Students must have twill experience to participate in this class.**

CLASS "2" –Waterfall

Duration: 1 Day (Wednesday)
Instructor: Flo Hoppe – Rome, NY
Ability Level: Intermediate / Advanced
Materials Fee: \$64.00
Dimensions: 5.5" H x 6.5"D



Class Description: Waterfall is a classic Japanese basket which begins with an asa-no-ha (hemp blossom) base, essentially a variation on the hex weave. The sides are woven with a 3/3 twill. The waterfall effect is created by the border falling down the sides to be tucked in randomly.

CLASS "3" – Pine Needle Jewelry – Pins, Pendants or Barrettes

Duration: 1 Day (Wednesday)
Instructor: Sue Kamin – San Diego, CA
Ability Level: All levels
Materials Fee: \$25.00
Dimensions: Varies



Class Description: Learn how to set a semi-precious stone with a pine needle bezel. While creating a piece of jewelry, you will also learn basic coiled basketry stitches. The jewelry will be made from pine needles, embroidery and metallic thread as well as assorted glass beads. If time permits, a second piece can be made for an additional \$20.00.

CLASS "4" –Square Shopping Bag

Duration: 1 Day (Wednesday)
Instructor: Keiko Takeda – Tokyo, Japan
Ability Level: All levels
Materials Fee: \$72.00
Dimensions: 11" L x 5" W x 15" H



Class Description: Keiko has brought us a new Eco-craft basket! Using shipping tape made of recycled paper students will create a sturdy, square shopping bag. Guaranteed you will be the only one at the mall with this unique bag!

2012 STOWE BASKETRY FESTIVAL

PRE-FESTIVAL: Monday & Tuesday, June 4-5, 2012 ❖ FESTIVAL: Wednesday-Sunday, June 6-10, 2012

[CLASS "5" – The Aytah Jocassee Double Woven Basket](#)

Duration: 1 Day (Wednesday)
Instructor: Laura Lee Zanger – Augusta, GA
Ability Level: Intermediate
Materials Fee: \$45.00
Dimensions: 4.5" L x 4.5" W x 4.5"H



Class Description: We are thrilled to welcome Laura Lee to Stowe. This is the perfect basket on which to learn this ancient Cherokee technique. A double woven basket is a basket woven in a continuous twill from beginning base to ending base. Unlike a double walled basket that is two baskets joined by the rim, a double woven basket is one basket that is two baskets thick connected by the weaving of the rim. There will be a test at the end of class to make sure that everyone knows the difference ☺ **Please note that additional time is required to complete this basket. Class will begin at 8:00 am and may continue as late as 5 pm.**

[CLASS "6" – French Open Basket](#)

Duration: 2 Days (Wednesday and Thursday)
Instructor: Ann Mette Hjornholm – Hjern, Denmark
Ability Level: Intermediate / Advanced
Materials Fee: \$54.00
Dimensions: 25" x 12" x 12"


Class Description: Learn the secrets of this elegant willow basket. This traditional open French market basket is deceptively light while also being very strong and very useful.



[CLASS "7" – Silly Twill](#)

Duration: 2 Days (Wednesday and Thursday)
Instructor: Ruth Garcia – Westerly, RI
Ability Level: All Levels
Materials Fee: \$90.00
Dimensions: 6.5" D x 4.25" H (w/o handle)

Class Description: This lovely twill basket starts with a cherry base into which students will insert dyed tapered staves. A fun twill and Nantucket techniques will be taught. The basket is finished with a dyed lasher, a cherry handle, bone knobs and ivory plugs.



[CLASS "8" – Vivian's Gift Basket](#)

Duration: 1 Day (Thursday)
Instructor: Mary Smith-Stokes – Battle Creek, MI
Ability Level: Intermediate
Materials Fee: \$36.00
Dimensions: 10" D x 4.5" H w/ 10" handle

Class Description: Mary the magician will teach you how to create the illusion of three-dimensional weaving. She promises that it is simple after you see it up close. This basic round basket has an inserted D-handle in the solid wood base and is topped off with a minimum of 10 rows of the Gretchen rolled border using 2 colors to enable better instruction of this sturdy, finished edge. Students will learn spoke insertion tips, twining, stop 'n go weaving as well as measuring techniques. Several dyed shades will be available.



2012 STOWE BASKETRY FESTIVAL

PRE-FESTIVAL: Monday & Tuesday, June 4-5, 2012 ❖ FESTIVAL: Wednesday-Sunday, June 6-10, 2012

CLASS "9" – Plaid Beach Tote

Duration: 1 Day (Thursday)
Instructor: Annetta Kraayeveld – Beloit, WI
Ability Level: Intermediate / Advanced
Materials Fee: \$80.00
Dimensions: 20" x 13" x 9.5"H


Class Description: This striking yet simple 3/3 twill plaid tote is woven with a twist to create a very functional and very attractive basket. Annetta supplies each student with a supply of dyed and natural reed. The hefty rim is lashed with waxed linen. Two extra long leather tote handles make this a very strong basket that you will use year round. **Basket will be brought to rim in class.**



CLASS "10" – Box with Lid

Duration: 1 Day (Thursday)
Instructor: Keiko Takeda – Tokyo, Japan
Ability Level: All Levels
Materials Fee: \$35.00
Dimensions: 6" L x 5" W x 4" H

Class Description: Keiko has brought us another Eco-craft project! Using colorful shipping tape made of recycled paper students will create a box with a lid.



CLASS "11" – The Midnight Sky Tray

Duration: 2 Days (Thursday and Friday)
Instructor: Laura Lee Zanger – Augusta, GA
Ability Level: Advanced
Materials Fee: \$75.00
Dimensions: 15" L x 14" W x 2" H

Class Description: This exciting project is a Chitimacha-style basket that is basically a 4/4 twill with the Chitimacha 4/1 twill design called the muscadine rind. There are two extra stakes in one direction that allows you to continue the twill up the sides of the basket.



CLASS "12" – Japanese Basketry Techniques

Duration: 1 Day (Friday)
Instructor: Flo Hoppe – Rome, NY
Ability Level: Intermediate
Materials Fee: \$32.00
Dimensions: Variable

Class Description: Only Flo can lead a class which will accomplish weaving 5 different baskets in six hours. Students will use both round and flat reed and will learn several different techniques including randing, twill weaves, false twining and interlacing. Don't miss this fabulous opportunity to pick Flo's brain!



2012 STOWE BASKETRY FESTIVAL

PRE-FESTIVAL: Monday & Tuesday, June 4-5, 2012 ❖ FESTIVAL: Wednesday-Sunday, June 6-10, 2012

CLASS "13" – Teddy's Patriotic Toy Basket

Duration: 1 Day (Friday)
Instructor: Mary Smith-Stokes – Battle Creek, MI
Ability Level: Intermediate
Materials Fee: \$55.00
Dimensions: 18"L x 13"W x 10"H

Class Description: This basket is not just for children's toys! Weave a solid bottom with chicken feet filler spokes and add runners for a long-lasting base. Insert dyed overlay spokes, weave three-rod wale using the step up technique, alongside double layers of 1.5" ash strips. Double twine an arrow pattern to finish creating the handle openings. Ceramic handles and a coordinated tie-on medallion enhance this colorfully sturdy basket rimmed with half round and dyed rim fillers. Rim finishing options will be taught. To save students' class time, bases will be started but reviewed in class.



CLASS "14" – Daisy Chain

Duration: 1 Day (Friday)
Instructor: Annetta Kraayeveld – Beloit, WI
Ability Level: Intermediate/Advanced
Materials Fee: \$35.00
Dimensions: 5.5" D x 4.5" H (minimum)

Class Description: A sweet little bowl featuring daisy chain twill spirals. This basket is woven on a round base with Hamburg cane. Students will focus on weaving a complex twill design while controlling shape. Students will have their choice of teal or terra cotta spokes. **This is a complex twill – students must have twill experience.**



CLASS "15" – Adirondack Backpack Basket

Duration: 1 Day (Friday)
Instructor: Dianne Stanton, Pembroke, MA
Ability Level: All Levels
Materials Fee: \$58.00
Dimensions: 12" W x 11" D x 15" H

Class Description: Back by popular demand, students will weave this sturdy, traditional basket with flat oval reed and learn to shape it without a mold. The back of the basket is straight while the front bellies out to allow room for more contents. The basket is completed with a pre-carved white oak handle, half-round reed rims, cleats for strength and a comfortable backpack harness.



CLASS "16" – Various Baskets

Duration: 2 Days (Friday-Saturday)
Instructor: Keiko Takeda – Tokyo, Japan
Ability Level: All levels
Materials Fee: \$75.00
Dimensions: Varies

Class Description: Keiko has brought us a third Eco-craft project! Using colorful shipping tape made of recycled paper students will create 2, 3 or 4 different types of baskets using a variety of techniques.



2012 STOWE BASKETRY FESTIVAL

PRE-FESTIVAL: Monday & Tuesday, June 4-5, 2012 ❖ FESTIVAL: Wednesday-Sunday, June 6-10, 2012

CLASS "17" – South Padre Oyster Basket

Duration: 1 Day (Saturday)
Instructor: Mary Smith-Stokes – Battle Creek, MI
Ability Level: Advanced
Materials Fee: \$26.00
Dimensions: 15" x 9.5" x 7"H (handle height 13")

Class Description: Students will learn shape control, 3 and 4-rod wale, continuous weaving, packing and a braided rim, using #5 and #4 round reed to create this sturdy, utilitarian basket with a woven oval shaped base. You will also learn how to form and continuously wrap the handle. Inspired by the collecting of oyster shells on the Texas beaches of South Padre, students may add optional painted oyster shells or paint their own as embellishments.



CLASS "18" – Dakota

Duration: 1 Day (Saturday)
Instructor: Annetta Kraayeveld – Beloit, WI
Ability Level: Intermediate - Advanced
Materials Fee: \$60.00
Dimensions: 12" D x 6" H

Class Description: Dakota is a beautiful tightly woven, double walled basket that is well worth the challenge. A prominent contrast is created by using dyed spokes and natural weavers on the inside walls and natural spokes and dyed weavers on the outside walls. The twills are lined up to give an "inside out" look. In addition to the twill work, students will concentrate on shaping. **Students must have twill experience.**



CLASS "19" – The Cheochee

Duration: 1 Days (Saturday)
Instructor: Laura Lee Zanger – Augusta, GA
Ability Level: Intermediate
Materials Fee: \$65.00
Dimensions: 10" W x 16" L x 8.5" H

Class Description: The Cheochee is a regular basket with a unique handle rim combination. The Cherokee 1-3-5 twill designs are called the Chief's Daughter and Man in the Coffin. **Please note that additional time is required to complete this basket. Class will begin at 8:00 am and may continue as late as 5 pm.**



CLASS "20" – Calypso

Duration: 1 Days (Saturday)
Instructor: Flo Hoppe – Rome, NY
Ability Level: Intermediate
Materials Fee: \$45.00
Dimensions: 6.5" H x 8" D

Class Description: This small basket is packed with lots of colorful patterning. The number of spokes is changed twice to give spiral patterns as well as stacked designs. A large arrow is woven by changing the direction of the weave. The basket's border is a rolled border worked around a 3/8" flat oval reed to give it height.



2012 STOWE BASKETRY FESTIVAL

PRE-FESTIVAL: Monday & Tuesday, June 4-5, 2012 ❖ FESTIVAL: Wednesday-Sunday, June 6-10, 2012

CLASS "21" – Carolina Oval Carrier

Duration: 1 Day (Saturday)
Instructor: Dianne Stanton – Pembroke, MA
Ability Level: All Levels
Materials Fee: \$48.00
Dimensions: 18" x 12" x 15" (inc. handle)

Class description: Students will construct this traditional oval basket with a mixture of flat spokes and round and flat weavers. Techniques included will be: laying out a base, chase weaving on an even number of spokes and bye-staking. The sides have alternate bands of flat and round weavers with a choice of natural or dyed bands. The basket is finished with a notched white oak handle, rattan rims and lashing as well as a top rod secured with figure eight lashing. This is one of the sturdiest baskets you will ever make.



CLASS "22" – The Driver's Seat

Duration: 2 Days (Saturday & Sunday)
Instructor: John Excel – Westport, Langport, Somerset England
Ability Level: All Levels
Materials Fee: \$50.00 (Approximately)
Dimensions: Varies

Class description: John will put you in the "driver's seat" with this exciting opportunity. Do you have a chair in the attic that needs a new cane seat or back but you are scared to attempt it? Bring it to Stowe and John will guide you through the process. Students will be asked to email John a photo of their project in advance so that he can give you a more accurate estimate on materials fees and will have the appropriate supplies for class at johnthebasketcase@yahoo.co.uk. Any class with John is fun and this will prove to be a great time!



CLASS "23" – Sculptural Weaving

Duration: 2 Days (Saturday and Sunday)
Instructor: Anne Mette Hjornholm – Hjerm, Denmark
Ability Level: All Levels
Materials Fee: \$58.00
Dimensions: Varies

Class Description: Sometimes when a branch breaks off from a tree, the tree is unable to completely heal, leaving a "hole" in the tree. With her eye for design, Anne collects these special pieces of wood and uses them for the base of some of her sculptural work. If you find this to be too abstract, Anne will also teach you how to create animals from willow, you decide, but don't miss this opportunity to spend 2 days with our new faculty member from Denmark.



2012 STOWE BASKETRY FESTIVAL

PRE-FESTIVAL: Monday & Tuesday, June 4-5, 2012 ❖ FESTIVAL: Wednesday-Sunday, June 6-10, 2012

CLASS "24" – The Indian Arc Basket

Duration: 1 Day (Sunday)
Instructor: Laura Lee Zanger –Augusta, GA
Ability Level: Intermediate
Materials Fee: \$60.00
Dimensions: 10" D x 15" H w/handle

Class Description: The Indian Arc Basket is a basket woven with a unique Cherokee twill design in a contemporary shape. The handle is attached to the outside of the basket creating a Williamsburg style handle. **Please note that additional time is required to complete this basket. Class will begin at 8:00 am and may continue as late as 5 pm.**



CLASS "25" – Braids All Around

Duration: 1 Day (Sunday)
Instructor: Mary Smith-Stokes – Battle Creek, MI
Ability Level: Intermediate
Materials Fee: \$29.00
Dimensions: 12.5" Diam x 2.75"

Class Description: Weave this basket to keep your casserole really hot! Students will use an oven-proof baking dish as a mold to form a serving basket with a wood base that also serves as a heat-protector at your table. Learn the basic techniques of spoke shaping and insertion, three and four rod wale with step ups and the Japanese braid weave. Students will also learn a 4-ply, braided rim filler using dyed material. Several dyed shades will be available. Bring 12 copies of your favorite hot recipe to share in this fun class! Casserole dish included.



CLASS "26" – Arrows

Duration: 1 Day – (Sunday)
Instructor: Annetta Kraayeveld – Beloit, WI
Ability Level: Intermediate
Materials Fee: \$45.00
Dimensions: 12" D x 10" H

Class Description: Arrows is a 5/5 twill from base to rim. Careful placement of stakes and weavers brings out the arrow design and careful attention to shaping brings the basket from a square base to a circular top. After applying an overlay on the rim, the basket is double lashed with wax linen. This class will emphasize shaping while working with various size weavers and stakes in a twill design.



CLASS "27" – Mandalay

Duration: 1 Day – (Sunday)
Instructor: Flo Hoppe – Rome, NY
Ability Level: Intermediate
Materials Fee: \$46.00
Dimensions: 12.5" diameter x 11.5" H with handle (6" H w/out handle)

Class Description: The main weaving in Mandalay is diamond weave woven over an even number of spokes, creating a stacked "X" pattern. The border is a simple yet strong 4-row rolled border. The double handle is wrapped with multiple weavers that end in a triple cross design on each side.



2012 STOWE BASKETRY FESTIVAL

PRE-FESTIVAL: Monday & Tuesday, June 4-5, 2012 ❖ FESTIVAL: Wednesday-Sunday, June 6-10, 2012

CLASS "28" –Black Ash Napkin Basket

Duration: 1 Day – (Sunday)
Instructor: Dianne Stanton – Pembroke, MA
Ability Level: All levels
Materials Fee: \$48.00
Dimensions: 7" W x 7" L x 3.5" D

Class Description: Come and be creative! This square to round basket is both elegant and functional. Your basket will be woven freehand using prepared black ash spokes and weavers and can be accented by dyed weavers, elm bark and/or your choice of fancy Native American black ash curls. It is completed with black ash and fragrant sweetgrass rims with black ash lashing. Preparation of these native materials will be discussed and sources provided.

